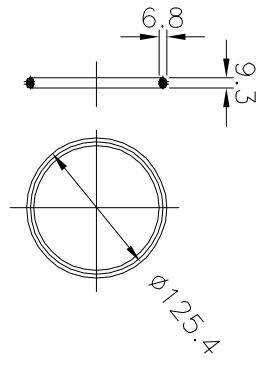
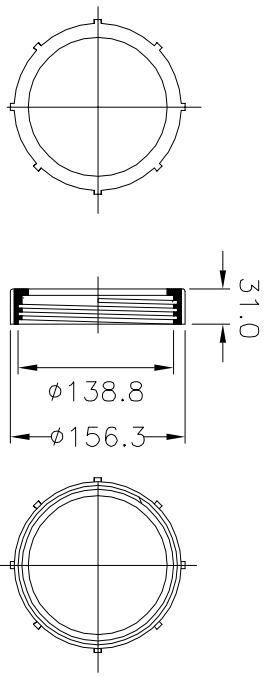


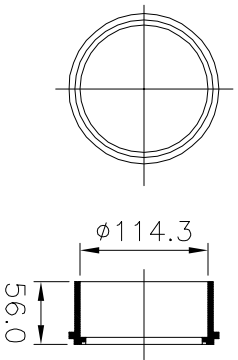
ASSEMBLY



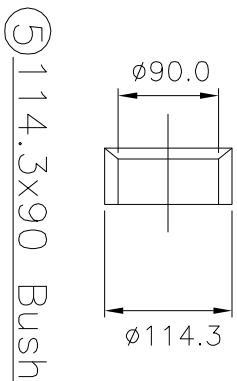
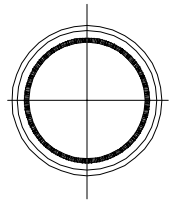
③ O-Ring



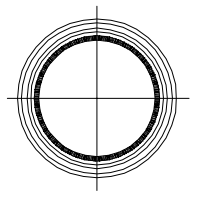
② Locknut



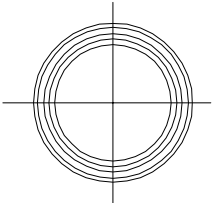
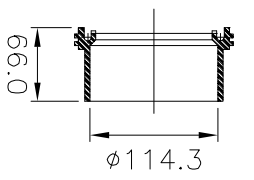
① Female Housing



⑤ 114.3x90 Bush



④ Male Housing



5	Reducing Bush	HI DENSITY PVC	2	
4	Male Housing	HI DENSITY PVC	1	
3	O-Ring	HI DENSITY PVC	1	
2	Locking Nut	HI DENSITY PVC	1	
1	Female Housing	HI DENSITY PVC	1	
PART No.	PART NAME	MATERIAL	Q'TY	REMARKS

D.90 PVC UNION JOINT

SCALE : NTS

DATE :05/24/21

DRAWN BY : -----
DWG No. AFU-D.90-F01
MODEL AFU-D.90